



40 GHz SMA-2.9 LATCHING S.P.4 T. SWITCH

OPTIONS : INDICATOR /SELF CUT-OFF /SUPP.DIODES

R F CHARACTERISTICS

NUMBER OF WAYS : 4
 FREQUENCY RANGE : 0 - 40 GHz
 IMPEDANCE : 50 Ohms

| | | | | | |
|-----------------|---------|---------|----------|----------|----------|
| FREQUENCY (GHz) | 0 - 6 | 6 -12.4 | 12.4- 18 | 18 -26.5 | 26.5- 40 |
| V.S.W.R <= | 1.30 | 1.40 | 1.50 | 1.70 | 2.20 |
| INSERT. LOSS <= | 0.20 dB | 0.40 dB | 0.50 dB | 0.70 dB | 1.10 dB |
| ISOLATION >= | 70 dB | 60 dB | 60 dB | 55 dB | 50 dB |
| AVER. POWER (*) | 40 W | 25 W | 15 W | 10 W | 3 W |

ELECTRICAL CHARACTERISTICS

ACTUATOR : LATCHING
 NOMINAL CURRENT AT 25° C (±10%) : 125 mA / RESET : 500 mA
 ACTUATOR VOLTAGE (Vcc) : 28V (24 to 30V) / NEGATIVE COMMON
 TERMINALS : solder pins (250°C max./30 sec.)
 INDICATOR RATING : 1 W / 30 V / 100 mA
 SELF CUT-OFF TIME : 40 ms < CT < 120 ms

MECHANICAL CHARACTERISTICS

CONNECTORS : SMA 2.9 fem.per MIL C 39012
 LIFE : 2.000.000 cycles per position
 SWITCHING TIME (nominal voltage;25° C) : < 15 ms
 CONSTRUCTION : splashproof
 WEIGHT : < 220 g

ENVIRONMENTAL CHARACTERISTICS

OPERATING TEMPERATURE RANGE (°C) : -40 , +85
 STORAGE TEMPERATURE RANGE (°C) : -55 , +85

(* : average power at 25° C per RF path)

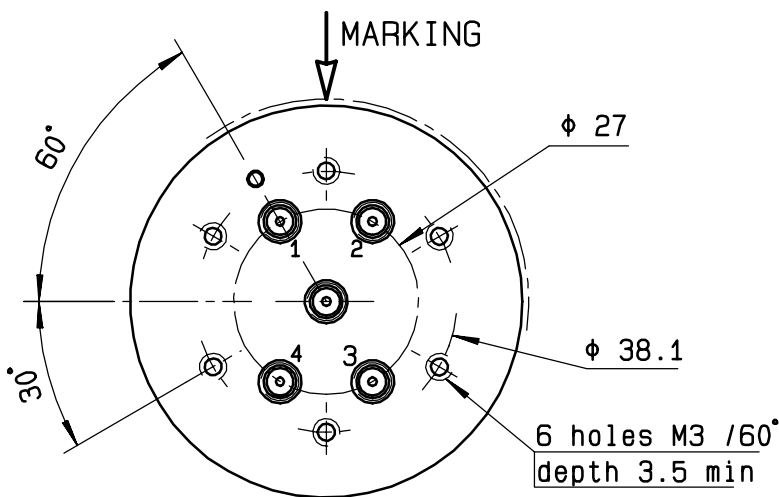
This information is given as an indication. In the continual goal to improve our products, we reserve the right to make any modifications judged necessary

4112-9212

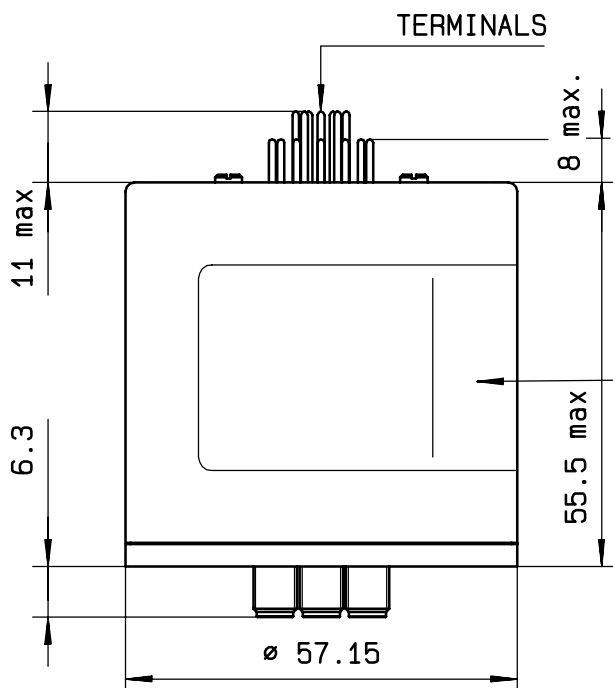
DRAWING

General tolerance: ± 0,5 mm

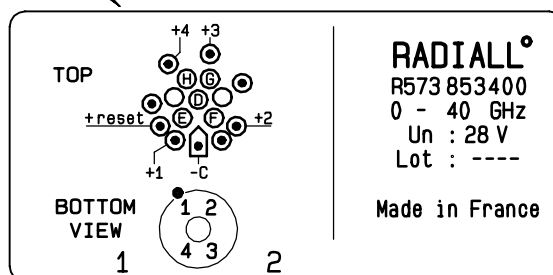
R573 853 400



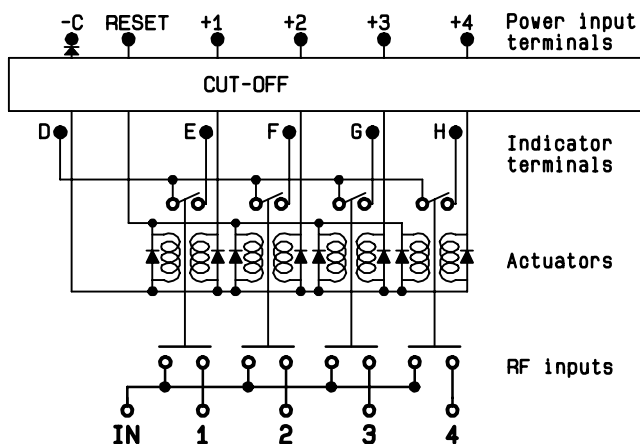
| Voltage | RF continuity | Ind. |
|-----------|----------------|------|
| -C +RESET | All ports open | -- |
| -C +1 | IN ↔ 1 | D.E |
| -C +2 | IN ↔ 2 | D.F |
| -C +3 | IN ↔ 3 | D.G |
| -C +4 | IN ↔ 4 | D.H |



MARKING TOP VIEW (TERMINALS)



SCHEMATIC DIAGRAM



4113-9212 This information is given as an indication. In the continual goal to improve our products, we reserve the right to make any modifications judged necessary